



JAWAHAR MEDICAL FOUNDATION'S
A.C.P.M. MEDICAL COLLEGE & HOSPITAL

✉ Email : deanacpm@gmail.com
✉ acpmmcdhule@gmail.com
🌐 website : www.jmfacpm.com

📍 Sakri Road, Dhule - 424001 (Maharashtra)
☎ Ph.No.: 02562 - 276317,18,19 Mob. 8686585839

*Initiatives for research project facilities available &
Institutional funding Research Activities in the
Incubation Center in year 2022-23*



Ref: ACPM/IQAC/2022-23

Date: 15.06.2023

*Initiatives for research project facilities available & Institutional funding
Research Activities in the Incubation Center*

- Dedicated Research Center comprised of Molecular Lab, Center Skill Lab and Medical Unit for development of innovative techniques in Medical training and translation research.
- One of the accomplished senior professor of the College has been appointed as Director, Research & Development Center exclusively for monitoring research activities of the Center and prepare strategic plan for upgradations of the Center aligning the vision & mission of College.
- First steps to was taken to maintain quality of lab investigation by accreditation of Molecular Lab from NABL.
- The IQAC has also taken lead to seek approval from SIRO for certification of institute. Accordingly, College has registered for submitting application for fresh recognition by SIRO for DSIR Certificate. ***DSIR certificate is mandatory for seeking financial assistance from Government and non-governmental agencies.***
- The workshops/Seminars on “IPR” covering its different aspect were conducted in the year 2022-23 to sensitised the students, faculty to enhanced their knowledge about copyright, registration of design, techniques and patent.
- List of equipment available in Incubation Center are enclosed herewith as annexure-I.
- Link for registration for fresh application for Seeking recognition from SIRO is provided. <https://serviceonline.gov.in/dbt/editApplicationForm.do>





JAWAHAR MEDICAL FOUNDATION'S
A.C.P.M. MEDICAL COLLEGE & HOSPITAL

- ✉ Email : deanacpm@gmail.com
- ✉ acpmmcdhule@gmail.com
- 🌐 website : www.jmfacpm.com

- 📍 Sakri Road, Dhule - 424001 (Maharashtra)
- ☎ Ph.No.: 02562 - 276317,18,19 Mob. 8686585839

Annexure-I



[List of Equipment in R& D Center]

Sr. No	Equipment's Name	Name of Particulars (Use)	Year of Purchase	Cost
1.	Cooling Micro Centrifuges	Compact Bench Top Cooling Micro Centrifuges CM-12plus	30-09-2020	134000
2.	DEEP FREEZER (LOW TEMPERATURE UPTO -86°C)	REMI ULT-490TFT Cap: 490 Ltsvertical MODELS (LOW TEMPERATURE UPTO -86°C)	30-09-2020	530000
3.	AUTOCLAVE VERTICAL	Fully Automatic 50ltrs 'Labline	30-09-2020	79110
4.	INSTA NX DNA/RNA EXTRACTOR	12 Ch Autamitic Ext System: Himedia	11-07-2020	826000
5.	INSTA Q96 PLUS RT PCR	5 channel RT PCR system- HIMEDIA	11-07-2020	1121000
6.	Biomedical Freezer	-20°C Hier	18-10-2020	1,50000
7.	Micropipette (no-4)	0.5-10 microlit	30-09-2020	23340
8.	Micopipette (no-4)	2-20 microlit	30-09-2020	23340
9.	Micopipette (no-4)	20-200 microlit	30-09-2020	23340
10.	Micopipette (no-4)	100-1000 microlit	30-09-2020	23340
11.	PCR plate centrifuge	UPTO 2500 RPM	5-11-2020	52000
12.	Centrifuge	REMI	2-10-1997	9645
13.	Biosafety cabinet (no -2)	Class II A-2 level 'Microfilt' With Digital Display of Microprocessor based Real Time Function. Working Space: 3' x 2'	30-09-2020	595000
14.	Biosafety cabinet (no -2)	Class II A-2 level 'Labline' With Digital Display of Microprocessor based Real Time Function. Working Space: 3' x 2'	30-09-2020	480000
15.	Vortex Mixer	-	30-09-2020	8170
16.	MINI CENTRIFUGE	REMI RM-02 PLUS	30-09-2020	8170



		Speed 6000 rpm		
17.	MICRO CENTRIFUGE	REMI RM-03 PLUS Speed 15000 rpm	30-09-2020	43700
18.	Cooling Micro Centrifuges	Low Volume High Speed Table Top Cooling Centrifuge Remi C24	30-09-2020	200000
19.	DIGITAL OVEN	"LABLINE" Internal size:18'x18'x18'	30-09-2020	19530
20.	HEATING BLOCK	DRY BATH DIGITAL "LABLINE"	30-09-2020	15150
21.	Microscopes -	BINOCULAR	29-5-2023	1100000
22.	Dissecting Microscope	-	5-5-1992	575
23.	Autoclave vertical		3-3-1992	16500
24.	Elisa Reader	Lisa scan EM -Transasia	30-09-2020	150000
25.	Elisa washer	Lisa wash II -Transasia	30-09-2020	150000
26.	Hot Air Oven	Labline	30-09-2020	19530
27.	Incubator	-		
28.	Automated Blood Culture System	Bactec-BD		
29.	Colony Counter			
30.	Inspissator			
31.	Water bath	Lab line Contant temp	30-09-2020	33840
32.	Refrigerator			

Sr. No	Equipment's Name	Name of Particulars (Use)	Year of Purchase	Cost
1	Analytical Balance	For Weighing	20/01/2021	
2	Hot Air Oven	For Drying	20/01/2021	Rs. 25000
3	Digital Colorimeters	Using for Estimation	10/03/2021	Rs. 6499
4	Urinometers	Using during Urine Sample analysis	----	
5	Microscope	Using during Practical & Research	7/03/2095	
6	Thermometer 0 - 250 degree	Using during Practical & Research	20/01/2021	
7	Glucometer with Strips	Using during glucose Estimation	06/02/2021	Rs. 2011
8	Semi Autoanalyzer	Mainly used for Estimation	05/03/2021	Rs. 39000
9	Digital PH Meters	Using during Practical & Research	20/01/2021	Rs 1180
10	Bottle Dispensers	Using for Estimation	20/01/2021	
11	Variable & Fixed Volume Micro Auto Pipettes	Using for Estimation	20/01/2021	Rs. 1640
12	Fixed Volume Pipettes	Using for Estimation	----	Rs. 1640
13	Complete Chromatographic	Demo for Demo	20/01/2021	Rs. 28,000



	Unit Paper & TLC			
14	Complete Electrophoresis apparatus	Using during Practical & Research	30/01/2021	Rs. 25000
15	Vortex Mixers	Using for Estimation	20/01/2021	
16	Incubator 37°C	Using for Demo	20/01/2021	
17	Computer	For Biochemistry data storage	23/05/2007	
18	Spectrophotometer	Using for Estimation & Demo	20/01/2021	Rs. 38000
19	Digital Analytical Balance	Using during Practical & Research	20/01/2021	
20	Balance Micro	Using during Practical & Research	---	
21	LCD Screen	Using during Practical & Research	18/10/2020	
22	Computer with Printer	For Biochemistry data storage	29/12/2020	
23	Fire Gas Cylinder	For using Lab safety	28/01/2021	
24	Urine Autoanalyzer	Using during Practical & Research	05/04/2021	41000

Sr.No	Name of the instrument /equipment	Quantity
(B) Morbid Histology and Morbid Anatomy Section		
01	Weighing machine for cadavers	01
02	Rotary microtome	02
03	Hot plates	02
04	Water bath 57 degree Celsius	01
05	Rectangular water bath	01
06	Centrifuge machine electric Rotofix	01
07	Colorimeter Photoelectric Klett	01
08	Cabinet for 1000 slides	AR
09	Yorco automatic tissue processor , electronic circuits Double rotor basket 2 lit. capacity	01
10	Automatic tissue processor, Histokinettes or similar, complete	01



11	Freezing Microtome - Yorco	01
12	Troughs for staining in bulk / Staining Racks	20+10
13	Coplin jars	24
14	Water bath electric (Tissue floatation)	02
15	Balance, chemical with weights	01
16	Microscopes, monocular, with double nose piece, high power objective 2 eye pieces, mechanical stage and condenser	60
17	Oil immersion lens for above	60
18	Micrometers, ocular	01
19	Demonstration eye pieces	06
20	Magnifying lens	06
21	Micrometer stage	02
22	Hot plate electric	02
23	Laboratory counter nine keys Clay Adams	06
24	Laboratory stirrer	01
25	Automatic timer	02
26	Balance for weighing organs	01
27	Bottles specific gravity 25cc	02
28	Micro burettes 5 cc	02
29	Hemocytometers with red and white pipettes	60
30	Haemoglobinometer, Sahli's type	60
31	Syringes disposable one set from 10cc to 2cc 30 of each	AR
32	Staining jars for slides	12
33	Hot air oven (50 degrees Celsius) for special staining	02



34	Paraffin embedding bath (ordinary)	02
35	Paraffin embedding system	01
36	Slide boxes for 100 slides for students	120
37	Refrigerator	02
38	Tissue cassettes	75
39	Tissue processing unit – Rotor with single paraffin bath	01
40	Tissue processor – rotor for decalcification	01
41	Drill for boring glass	02
42	Micro photographic apparatus	01
43	X-ray viewing box	02
44	Double demonstration eye piece	02
45	Micro projection apparatus	02
46	Sternal puncture needle Adult size	02
47	Sternal puncture needle Child size	02
48	Liver biopsy needle	02
49	Box weight analytical	02
50	Stopwatch reading at 1/5 second	01
51	2x 2 slide projector	02
52	Overhead projector	01
53	Museum jars	550
54	LCD Projector	01
(c) Clinical Laboratory		
55	Microscope high power with oil immersion lens moveable stage and condenser for routine microscopic work	05



56	Albuminometers, Eshbach's and Aufrech's type	01
57	Urine glass set (conical)	12
58	Graduated cylinders of various capacities ranging from 100cc to 1000cc	02
59	Pipettes of various sizes, graduated sets	AR
60	Reagent bottles	AR
61	Dropping bottles 4 ounces	AR
62	Reagents	AR
63	Balance- 1) Sensitive balance	02
	2) Chemical balance with weight boxes	02
(d) Central Reporting & Histopathology & Hematology facility		
64	Binocular microscope with quadruple nose piece with illumination 6v-20w Lawrence & Mayo	02
65	Binocular illuminated(6v-20w) microscope Labomed vision- 2000 with quadruple nosepiece	01
66	Binocular Research Microscopes Olympus, Quadruple nose piece, with 6v – 20w illumination & lox widefield eyepieces	03
67	Desktop computer model HP P TV model 2GB RAM 250 GB storage with mouse, keyboard	02
68	Trinocular microscope with microphotography attachment	01
69	Hematology Analyzer cell counter 18 parameters 3 part differential	02
70	pH meter	01
71	Water deionizer unit(electric)	01

72	High power centrifuges	01
73	Band saw (Stryker motorized circular)	

(E)Blood Banking Fractionation Center

74	Platelet Aggregometer	01
75	Blood bag centrifuge	01
76	Laminar Air Flow	01
77	Blood bank fraction storage refrigerators , temperature minus 20 ⁰ C to minus 40 ⁰ C	02
78	Platelet Agitator	01
79	Plasma Extractor	01
80	Automatic Hematology cell Counter	01






Annexure-II

[Registration for Fresh Application for DSIR Certificate]

Application kept in the draft mode will get auto-deleted after 7 days from day of submission, if not s

Government of India

Ministry of Science and Technology

Department of Scientific and Industrial Research

Technology Bhavan, New Mehrauli Road New Delhi - 110 016

Scientific And Industrial Research Organization - SIRO

1.

1. Application is for

(a) Fresh Recognition

2. Name and address of the Organization

2. Name, Address and Permanent Account Number (PAN) of the Organization *

2.1 Name of Organization * 

Jawahar Medical Foundation Trust

2.2 Organization Type *

Associations(society/trust)

Whether Government Organization/Institute ? *


NO

Darpan Id

0298903

Upload copy of Registration (Darpan Id) 

[Jawahar Medical Foundation](#)
[remove file](#)

Upload family tree of Legal Entity * 

[undertaking by Trust](#)
[remove file](#)

2.3 Registered Office *

Address Line 1 *

JMFs ACPM Medical College Campus, Sakri Road, Dhule

Address Line 2

Address Line 3

Country *

India

State *

MAHARASHTRA

District

DHULE

Postal / Zip Code *

421001

E-Mail *

secretary@jmfacpm.com

Mobile Number *

9823137172

Correspondence address same as Registered Office address ?

Same

2.4 Address for correspondence *

Address Line 1 *

JMFs ACPM Medical College Campus, Sakri Road, Dhule

Address Line 2

Address Line 3

Country *

India

State *

MAHARASHTRA

District

Please Select

Postal / Zip Code *

421001

E-Mail *

Mobile Number *

2.5 List of independent Institutions under the organization (e.g. different colleges under educational Society/Trust etc.)

S.No	Name of Institution	Place
1	ACPM Medical C	Dhule
2	ACPM Dental Co	Dhule
3	ACPM Nuring Cc	Dhule



3. Information about R and D Center(s)

3.1 SIRO R&D Center(s)

S.No	SIRO R&D Center
1	Central Research Lab
2	Molecular biology Lab



3.2 Name of the officer-in-charge of the Laboratory/ R&D Center(s) *

Dr N.V.Dravid

3.3 Designation of the officer-in-charge of the Laboratory/ R&D Center(s) *

Professor Emeritus and Director

3.4 Address of the officer-in-charge of the Laboratory/ R&D Center(s) *

Address Line 1 *

Department of Pathology

Address Line 2

ACPM Medical College and Hospital

Address Line 3

Sakri Road Dhule

Country *

India

State *	MAHARASHTRA
District	DHULE
Postal / Zip Code *	424001
E-Mail *	research@jmfacpm.com
Mobile Number *	9422289277

4. Legal status of the organization

4. Legal status of the organization and Date of Registration

Legal Status *	4.2 Registered Trust
Organization Name of the Legal entity *	Jawahar Medical Foundation Trust
Date of Registration *	17/07/1984
Registration Documents *	view remove file
MOA, AOA / Trust Deed etc *	view remove file
Annual Reports of last 3 years *	Additional documer <input type="button" value="Choose file"/> No file chosen

5. Research Undertaken

5.1 Objectives of Research being taken *	Improvement of Health indicators for Quality of Life of Rural
5.2 Whether objective of undertaking of research specified in MOA/AA/Trust deed ? *	YES

6. Source of income details

6.1 Sources of income of the organization *	Tuition Fees mainly
---	---------------------

6.2 List of 10 major donors along with the donation amount in lakhs *

S.No *	Donor Name *	Donation Amount (in Lakhs) *	Purpose *
1	Nil	00	Not Applicable

6.3 Have Your Organizations received Foreign Contributions ? *	NO
6.4 Are you notified by the CBDT under 35(l)(ii)/35(l)(iii) ? *	YES

6.5 Upload other approvals like 80(G) of IT Act / section 3 , 2(f) , 12(B) of UGC Act / University Affiliation Letter / University approval as Research Centre , ethical and any other applicable approval(s)

S.No Other Approvals - Details

1	Approval under 80 (G) and 10 of IT Act	
2	Affiliation letter,	
3	NAAC Accreditation certificate,	
4	NABL Certificate,	
5	NABH certificate,	
6	ISO Certification,	
7	FDA License for Whole Blood and Component Blood Bank	
8	MJPAJY Scheme of Government of Maharashtra	
9	Eye Bank [Renewal of Eye Bank License is under process]	
10	DHO for Specialists visits to 4 health center	

Upload above mentioned Approvals

[Approvals](#)
[remove file](#)

7. Income and Expenditure

7.1 Are you maintaining separate accounts for scientific research ? *

NO

7.2 Details of income and expenditure incurred on research and development during the last 3 years *

YEAR - 1 *

2020

Income *


Income (in Lakhs) *

	Grants *	Donations *	Project(s) related *	Foreign Contribution *	Testing *	Others *	Total Income (in Lakhs) *
For R&D Activities	00	00	00	00	00	00	0.00
For Non R&D Activit	43.30	00	00	00	00	4473.00	4516.30
Total Income	43.30	0.00	0.00	0.00	0.00	4473.00	4516.30

Expenditure *

Expenditure (in Lakhs) *

	Revenue expenditure other than salaries *	Capital *	Salaries *	Others *	Total Expenditure (in Lakhs) *	Percentage Expenditure
For R&D Activities	0	0	0	0	0.00	NaN
For Non R&D Activit	0	0	0	0	4646.66	Infinity
Total Expenditure	0.00	0.00	0.00	0.00	0.00	NaN

Upload relevant page from Account statement / Balance sheet of Legal entity (and Institution if so) * 

[Copy of Relevant audited Account statement 2020](#)
[remove file](#)

Upload IT Returns * 

[IT return 2020](#)
[remove file](#)

YEAR - 2 *

2021-2022 

Income *

Income (in Lakhs) *

	Grants *	Donations *	Project(s) related *	Foreign Contribution *	Testing *	Others *	Total Income (in Lakhs) *
For R&D Activities	00	00	0	0	0	0	0.00
For Non R&D Activit	20	0	0	0	0	5398	5418.00
Total Income	20.00	0.00	0.00	0.00	0.00	5398.00	5418.00

Expenditure *

Expenditure (in Lakhs) *

	Capital *	Revenue expenditure other than salaries *	Salaries *	Others *	Total Expenditure (in Lakhs) *	Percentage Expenditure
For R&D Activities	0	0	0	1.5	1.50	100.00
For Non R&D Activit	0	0	0	0	5419	361266.6
Total Expenditure	0.00	0.00	0.00	1.50	1.50	361366.6

Upload relevant page from Account statement / Balance sheet of Legal entity (and Institution if so) * 

[Copy of Relevant audited Account statement 2021](#)
[remove file](#)

Upload IT Returns * 

[IT return 2021](#)
[remove file](#)

YEAR - 3 *

2022-2023 

Income *

Income (in Lakhs) *

	Grants *	Donations *	Project(s) related *	Foreign Contribution *	Testing *	Others *	Total Income (in Lakhs) *
For R&D Activities	0	0	0	0	0	1.49	1.49
For Non R&D Activit	20	0	0	0	0	6690.91	6710.91
Total Income	20.00	0.00	0.00	0.00	0.00	6692.40	6712.40

Expenditure ***Expenditure (in Lakhs) ***

	Capital *	Revenue expenditure other than salaries *	Salaries *	Others *	Total Expenditure (in Lakhs) *	Percentage Expenditure
For R&D Activities	00	00	00	1.5	1.50	100.00
For Non R&D Activit	00	00	00	00	6692.11	446140.6
Total Expenditure	0.00	0.00	0.00	1.50	1.50	446240.6

Upload relevant page from Account statement / Balance sheet of Legal entity (and Institution if so) * 

[Copy of Relevant audited Account statement 2022](#)
[remove file](#)

Upload IT Returns * 

[It return 2022](#)
[remove file](#)

8. Investments Clause (Investments should be strictly in accordance with the provisions contained in the I.T. Act. 1961/2017)

8.1 Date as of which following information is provided

19/06/2023 

8.2 Is investment clause as per section 11(5) of IT Act ? If YES , please specify *

YES 

Details (Amount in Lakhs)

Fixed deposits with scheduled banks	Fixed deposits with companies	In Securities	In shares , debentures	Cash in Hand	Others
1297.99	00	00	00	00	00

9

9. Whether accounts of the Organization are audited ? *

YES 

10. R and D facilities available for Research

10.1 Land, building and area earmarked for R&D Activities *

Total Land & Building area for R&D *

Total Land & Building Area

Total Land area
(in acres) *Total Built up
area (in Sq. m) *

Total Land & Building area for R&D 147710.3 520

Total Land & Building area with Orç 147710.3 147710.3

Details of upto 20 Major R&D Equipments *

S.No * Equipment Type *

Name of Particulars *

Year of Purchase *

Cost of Equipment (Rs in Lakhs)

1	Cooling Micro Centrifuge:	Compact Bench Top Cooling	2020	134000	
2	DEEP FREEZER (LOW TEI	REMI ULT-490TFT	2020	530000	
3	AUTOCLAVE VERTICAL	Fully Automatic 50ltrs 'Lablir	2020	79110	
4	INSTA NX DNA/RNA EXTI	12 Ch Aut0matic Ext System	2020	826000	
5	Biomedical Freezer	20°C Hier	2020	150000	
6	Micropipette	0.5 to 1000uL	2020	93360	
7	PCR plate centrifuge	UPTO 2500 RPM	2020	52000	
8	Biosafety cabinet	2 in number, Class II A-2 lev	2020	595000	
9	Biosafety cabinet (no -2	Class II A-2 level 'Labline'	2020	480000	
10	MICRO CENTRIFUGE	REMI RM-03 PLUS Speed 15i	2020	43700	
11	DIGITAL OVEN	LABLINE" Internal size:18'x	2020	19530	
12	Cooling Micro Centrifuge:	Low Volume High Speed Tab	2020	200000	
13	Elisa Reader and Washer	Lisa scan EM -Transasia	2020	300000	
14	Automated Blood Culture	Bactec-BD			
15	Water bath	Lab line Constant temp	2020	33840	
16	HEATING BLOCK	DRY BATH DIGITAL "LABLIN	2020	15150	



Total worth of all R&D equipments (in Lakhs) *

Upload full list of all R&D equipments *

Additional documer

Choose file

No file chosen

11. Managing Committee

11. Composition of Managing Board/Governing Board/Managing Committee *



S.No *	Name *	Profession / Occupation *	Designation *	Official Address *	E-Mail *	Mobile Number *
1	Shri Kunar R Pal	Engineer	Chairman	Sakri Road	chairmain@jmfa	
2	Dr Mrs. Mamta I	Medical Professi	Secretary	ACPM Medical C	Secretary@jmfa	
3	Mrs. Sangeeta F	Social activists	Joint Secretary	Patil Bandhu Ho	jointsecretary@.	
4	Shri Pramod kur	Indisutrialists	Member			
5						
6						

Whether there is a separate governing body ? *

YES ▼

Composition of Governing Body



S.No	Name	Profession / Occupation	Designation	Official Address	E-Mail	Mobile Number
1	Shri Kunal R Pat	Engineer	Chairman	Sakri Road	chairmain@jmfæ	
2	Dr Mrs. Mamta !	Medical Professi	Vice-Chairman	ACPM Medical C	Secretary@jmfæ	
3	Mrs. Sangeeta F	Social activists	Member	Patil Bandhu Ho	jointsecretary@.	
4	Dr Shailendra R	Director-Profess	Member	Patil BACPM Mec	director@jmfæç	
5	Dr P.V.Solanke	Dean	Member	ACPM Medical C	dean@jmfæçpm.	
6	Dr NV Dravid	Professor Emerit	Member	ACPM Medical C	research@jmfæç	
7	Dr Rajendra V P	Professor of Oto	Member	ACPM Medical C	medsupdt@jmfæç	
8	Dr Rajesh C Sha	IQAC Coordinatr	Member Secreta	ACPM Medical C	iqac@jmfæçpm.ç	
9	Shri Rakesh Kak	Adm. Officer	Member	ACPM Medical C	rakesh@jmfæçpr	

12. Research Advisory Board

12. Composition of Research Advisory Board (Furnish copies of letters of acceptance) *

S.No *	Name *	Designation *	Internal/ External *	Organisation *	Official Address *	E-Mail *	Mobile Number *	Letter of Acceptance *
1	Dr Prasha	Dean	INTE	ACPM Medic	Sakri Road I	dean@jmi		YE
2	Dr Manjul	Professor	INTE	ACPM Medic	Sakri Road I	hodforesn		YE
3	Dr Alka P:	Professor	INTE	ACPM Medic	Sakri Road I	hodobgy@		YE
4	Dr Dilip P:	Emeritus	INTE	ACPM Medic	Sakri Road I	drp@jmfa		YE
5	Dr Mradul	Professor	INTE	ACPM Medic	Sakri Road I	hodmicrot		YE
6	Dr S.P. Wi	Professor	INTE	ACPM Medic	Sakri Road I	hodophthi		YE
7	Dr K.R.Gil	Professor	INTE	ACPM Medic	Sakri Road I	surgery@		YE
8	Dr Pranjal	Professor	INTE	ACPM Medic	Sakri Road I	hodphysic		YE
9	Dr Mohan	Associate	INTE	ACPM Medic	Sakri Road I	hodradiolc		YE
10	Dr J.N.Gir	Associate	INTE	ACPM Medic	Sakri Road I	hodpsychi		YE
11	Dr Sanjee	Dean, Acc	EXTE	VIMS, Gajra	VIMS, Gajra	deanacad		YE
12	Dr K.R.Se	Former Di	EXTE	AIMST, Mala	AIMST, Mala	dean.aimst		YE
13	Dr Manoj	Assistant	EXTE	SSSMCH, Ja	SSSMCH, Ja			YE
14	Dr R.V.Pat	Medical S	INTE	ACPM Medic	Sakri Road I	medsupdt		YE



Upload Letter(s) of Acceptance *

Additional document No file chosen

13. Staff engaged in Research

Staff engaged in research *

Qualification Full - Time * Part - Time * Total *

PhD (R&D)	2	0	2
ME/M.Tech (R&I)	0	1	1
Other PG(s) (R&I)	42	4	46
Other Staffs (R&I)	12	34	46
Total (R&D)	56	39	95
Non R&D	97	42	97
Grand Total	153	39	192

14. Areas of Research

14. Areas of Research Undertaken *

Clinical Medicine, Epidemiology, Molecular Biology

15. Past Research Programmes

Total number of Research programmes completed in last 3 years *

15

Details of upto 10 best past (completed) research programmes (in last three years) *

S.No *	Title and Scope of Project *	Sponsoring Agency if any *	Project Leader *	Year in which Started *	Year of Completion *	Duration in months *	Capital (in Lakhs) *	Recurring (in Lakhs) *	Total (in Lakhs) *	Foreign Exchange (in INR)	Remarks
--------	------------------------------	----------------------------	------------------	-------------------------	----------------------	----------------------	----------------------	------------------------	--------------------	---------------------------	---------

--	--	--	--	--	--	--	--	--	--	--	--

Upload complete list of Research programmes completed in last 3 years and any other details *

[view](#)
[remove file](#)

16. On-going Research Programmes

Total number of ongoing research programmes *

Details of upto 10 best on-going research programmes *

S.No *	Title and Scope of Project *	Sponsoring Agency if any *	Project Leader *	Year in which Started *	Duration in months *	Capital (in Lakhs) *	Recurring (in Lakhs) *	Total (in Lakhs) *	Foreign Exchange (in INR)	Remarks
--------	------------------------------	----------------------------	------------------	-------------------------	----------------------	----------------------	------------------------	--------------------	---------------------------	---------

--	--	--	--	--	--	--	--	--	--	--

Upload complete list of ongoing research programmes and any other details *

[view](#)
[remove file](#)

17. Scientific Research Achievements

17.1.1 Research Papers & Articles *

S.No *	Year *	No. of Research Papers/Articles etc. *
--------	--------	--

1	2022	<input type="text"/>	
2	2023	<input type="text"/>	 

Upload year-wise lists 



Additional document


Choose file

No file chosen

17.1.2 Bibliographic Details of 10 Best Publications made during last 3 years *

S.No *	Details *
--------	-----------

<input type="text"/>	<input type="text"/>	 
----------------------	----------------------	--

Upload full reprints of above 10 publications 

Additional document

Choose file

No file chosen

17.2.1 Books/Book-Chapters etc

S.No	Year	Number of Books/Book-Chapters etc.
------	------	------------------------------------

1	2022	3	 
---	------	---	--

Upload year-wise lists 



Additional document


Choose file

No file chosen

17.2.2 (Books/Book-Chapters etc) Details upto 10 best publications made during last 3 years.

S.No	Books/Book-Chapters etc. Details
------	----------------------------------

1	<input type="text"/>	 
---	----------------------	--

Upload best publications 

Additional document



Choose file

No file chosen

17.3. New products/processes/methods/techniques developed

17.3. New products/processes/methods/techniques developed (10 Best)

S.No	Details
------	---------

1	<input type="text" value="under development"/>	 
---	--	--

Upload complete List 

Additional document





Choose file

No file chosen

17.4. Improvements in existing products/processes/methods/techniques

17.4. Improvements in existing products/processes/methods/techniques (10 Best)

S.No Details

1	Installation of Cath Lab	
2	Increase in Operation Theatres	
3	monitoring and assessment of skill training methods during	 

Upload complete List 

Additional documer



Choose file

No file chosen

17.5. Societal outcome of the R&D activities undertaken

17.5. Societal outcome of the R&D activities undertaken

S.No Details

1	Improvement is quality of life in terms of awareness and he	 
---	---	--

Upload complete List 

Additional documer



Choose file

No file chosen

17.6. Import substitution (Give estimate of foreign exchange saved or likely to be saved per annum)

17.6. Import substitution (Give estimate of foreign exchange saved or likely to be saved per annum)

S.No Details

1	Not applicable	 
---	----------------	--

Upload complete List 

Additional documer



Choose file

No file chosen

17.7. Linkages with industry-projects carried out on their behalf (Give details)

17.7. Details

S. No Name of Industry Details

1	Jawahar Co-operative	Determination of health indicators and evaluati	 
---	----------------------	---	--

Upload complete List 

Additional documer

Choose file

No file chosen

17.8. Indicate particulars of patents filed/granted, if any



17.8.1. Patent Details *

Total number of Patents filed * Total number of Patents granted *

0	0
---	---

17.8.2. Indicate particulars of patents

filed/granted, if any


S.No	Year	Application Number	Details	Status
1	0000	0000	Not yet Done	PI  

Upload complete List of Patents 

Additional documer



Choose file

No file chosen

17.9. Whether products/processes/methods/techniques mentioned in (17.1) and (17.2) above have been commercialized or implemented ? 

NO 

17.9. Details

S.No	Implementing/Commercialization Agency	Details
1	Not applicable	Not Applicable  

17.10. Collaborations/ Awards and Recognitions (Both National and International Awards)

a. Total number of National awards

00

17.10.1. National Awards (10 Best)

S.No	National Award Details (important 10)
1	00  

Upload complete list 

Additional documer



Choose file

No file chosen

b. Total number of International awards

00

17.10.2. International Awards (10 Best)

S.No	International Award Details (important 10)
1	00  

Upload complete list 

Additional documer

Choose file

No file chosen

18. Future Research Programmes

Total number of research programmes planned to be undertaken during the next 3 years *

5

. Details of upto 10 best research programmes planned to be undertaken during the next 3 years *

S.No	Title and scope of project *	Sponsoring Agency if any *	Project leader *	Proposed Year of start *	Duration in months *	Capital (in lakhs) *	Recurring (in lakhs) *	Total (in lakhs) *	Foreign Exchange(in INR)	Remarks	Specified equipment to be purchased	Specialized raw material
------	------------------------------	----------------------------	------------------	--------------------------	----------------------	----------------------	------------------------	--------------------	--------------------------	---------	-------------------------------------	--------------------------

1													
2													
3													
4													
5													

Upload complete list of research programmes planned to be undertaken during the next 3 years and any other details *

Additional documer

Choose file

No file chosen

19. Details of Seminars , Conferences , Workshops , Training Courses conducted during the last 3 years

Details

S.No	Year	Number of Seminars , Conferences , Workshops , Training Courses conducted during the last 3 years
------	------	---

1	2021		
2	2022		
3	2023		

Details of Seminars , Conferences , Workshops , Training Courses conducted during the last 3 years

S.No Details (10 most important)

1		
2		
3		

Upload year- wise lists

Additional documer

Choose file

No file chosen

20. PPT, Video and Any other Information(s)

Upload PPT about the Organization and R and D facilities *

Additional documer

Choose file

No file chosen

Paste URL link to access walk-in video of the Organization and R and D facilities *

Any other Information Details(s)

Upload the relevant document(s) 

Additional document

Choose file

No file chosen

Declaration

I hereby certify to the best of my knowledge and belief that all the particulars furnished above are correct and complete. I agree to comply with the terms and conditions of the recognition as laid down by the Department of Scientific and Industrial Research, Ministry of Science and Technology, New Delhi and violation of the same may lead to de-recognition automatically. *

I Agree

Signature (To be signed by M.D./Chief Functionary / Head of the organization) * 

Choose file

No file chosen



Name

Dr Mamta S Patil

Signatory *

Secretary

Designation

Secretary and Chief Executive Officer

Address Line 1 *

ACPM Medical College and Hospital

Address Line 2

Sakri Road

Address Line 3

Country *

India

State *

MAHARASHTRA

District

DHULE

Postal / Zip Code *

424001

E-Mail *

secretary@jmfacpm.com

Mobile Number *

9823137172

Additional Details

Apply to the Office *

Department of Scientific and Industrial Research(CENTRE)

Word verification



Please enter the characters shown above

Draft

Submit

Close

Reset



Site is technically designed, hosted and maintained by National Informatics Centre
Contents on this website is owned, updated and managed by the Ministry of Panchayati Raj
POWERED BY SERVICEPLUS